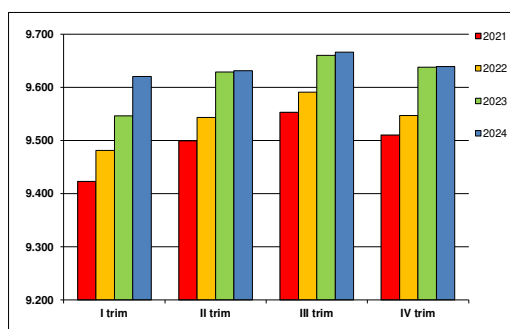
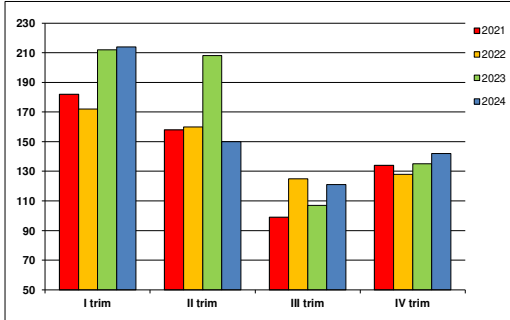


VALLE D'AOSTA: TREND TRIMESTRALE DELLE IMPRESE ATTIVE, ISCRITTE E CESSATE EXTRAGRICOLE

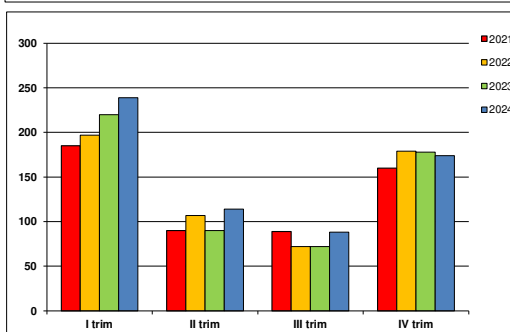
Attive extragricole									
	2018	2019	2020	2021	2022	2023	2024	2025	2026
I trim	9.513	9.463	9.389	9.423	9.481	9.546	9.620		
II trim	9.544	9.492	9.431	9.499	9.543	9.629	9.631		
III trim	9.571	9.547	9.424	9.553	9.591	9.660	9.666		
IV trim	9.499	9.497	9.406	9.510	9.547	9.638	9.639		



Iscritte									
	2018	2019	2020	2021	2022	2023	2024	2025	2026
I trim	192	180	183	182	172	212	214		
II trim	169	190	115	158	160	208	150		
III trim	137	137	117	99	125	107	121		
IV trim	148	139	137	134	128	135	142		



Cessate									
	2018	2019	2020	2021	2022	2023	2024	2025	2026
I trim	330	289	311	185	197	220	239		
II trim	112	107	63	90	107	90	114		
III trim	126	105	137	89	72	72	88		
IV trim	227	198	152	160	179	178	174		



Fonte: Movimprese

